

Worksheet 7

Topic 7: Understanding the functionality of HTML

1. Write the HTML using a text editor to create a web page like this:

Hello World!

This is my first HTML page

2. Add the following to the head section of the HTML page you have created:
- Set the title to 'IAL - Unit 2'
 - Set the language to English
 - Set meta data for the page, giving your name and a description of the page

Extension: These changes won't make much difference to the way your web page displays in a browser, so what is the point of them?

3. Modify the page you have created so it looks similar to this:

Hello World!

This is my first HTML page

My favourite web sites:

- Web site 1
- Web site 2
- Web site 3

Extension: Create a couple of other pages and create links to them from your original page. Have these pages open in a separate browser window.

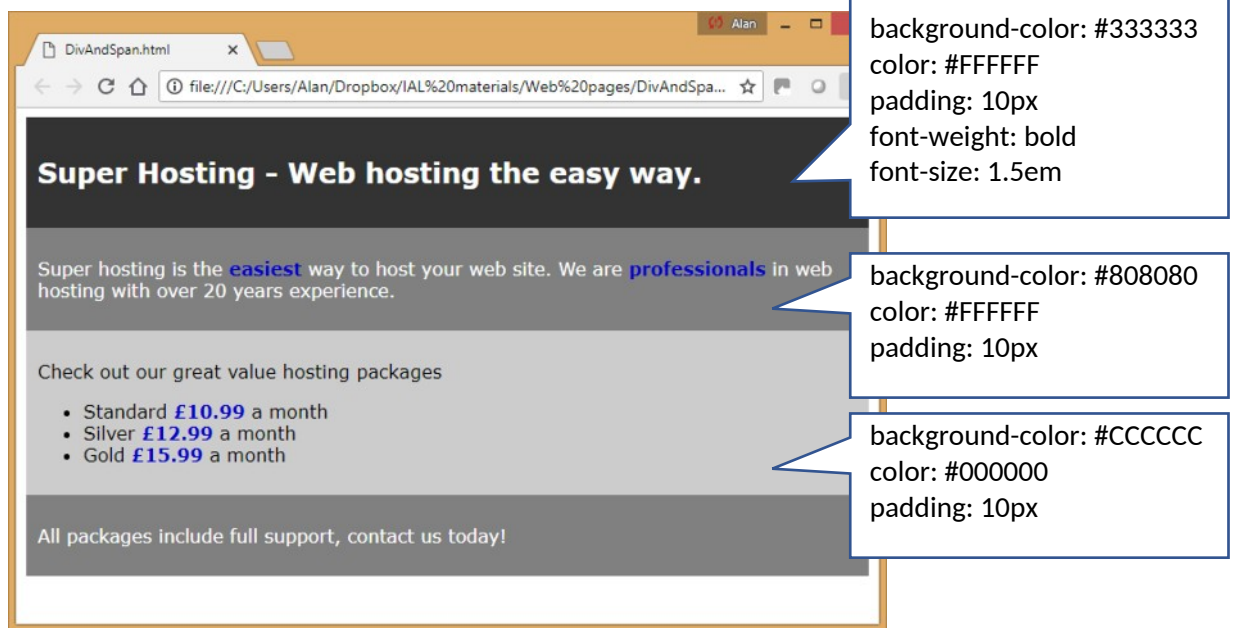
4. Using block-level and in-line elements, create a web page which looks like the one below. You can use your own colour scheme if you prefer. Use styles to create the formatting and <div> blocks to create the different coloured sections. Use a tag to create the emphasised blue text:

Body style is set to:

- font-family: Verdana,sans-serif
- font-size: 1em

The emphasised blue text is set to:

- color: #0000CC
- font-weight: bold



5. Create a webpage including tables and images like the one show below. You can modify the layout and formatting to suit your taste if you wish. (Note: you can find photos like the one below on Microsoft clip art or free picture libraries)

International College

IAL course page

Welcome to the International A Level (IAL) course page. Here you will find all the information you need about the IAL course. By studying and passing two units you can obtain an IAS qualification; to achieve the IAL you need to study all 4 units.


The units you will study are as follows:

Units	Topic	Assessment	IAS	IAL
Unit 1	Hardware, software, networks	All assessed by written exam	50%	25%
Unit 2	Web development		50%	25%
Unit 3	IT Systems		n/a	25%
Unit 4	Database		n/a	25%

You can find more details about each unit here:

- [Unit 1](#)
- [Unit 2](#)
- [Unit 3](#)
- [Unit 4](#)

You can also find the Edexcel specification for the IAL [here](#)

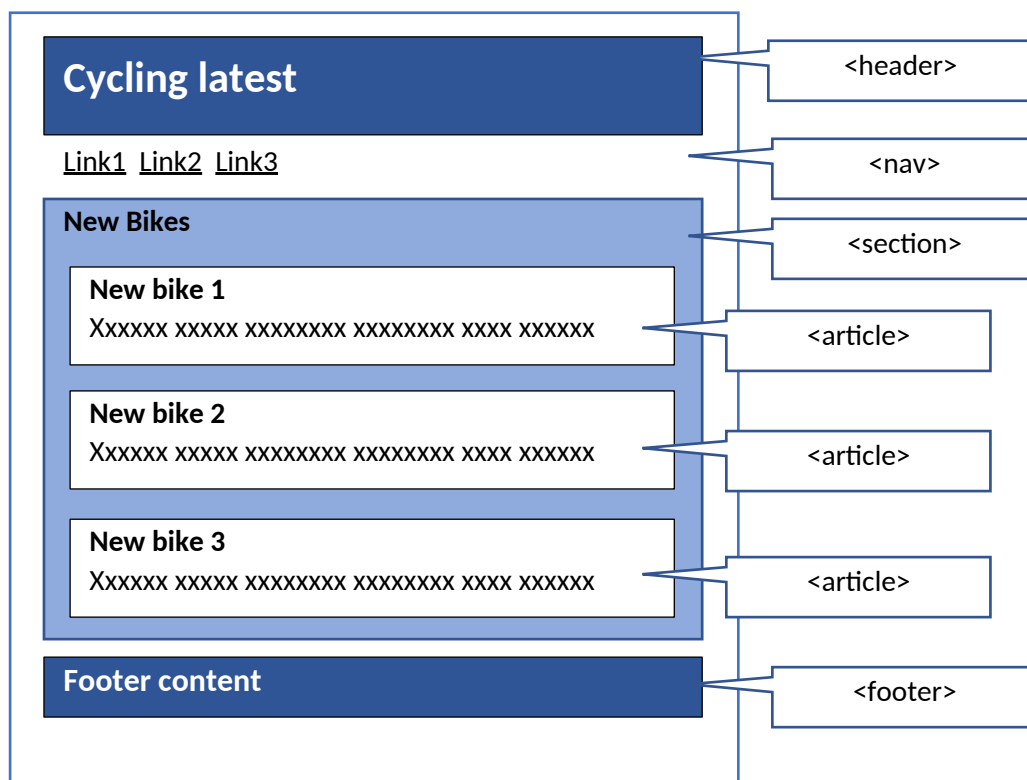


Add links to dummy pages for the different units. The specification link can point this URL:

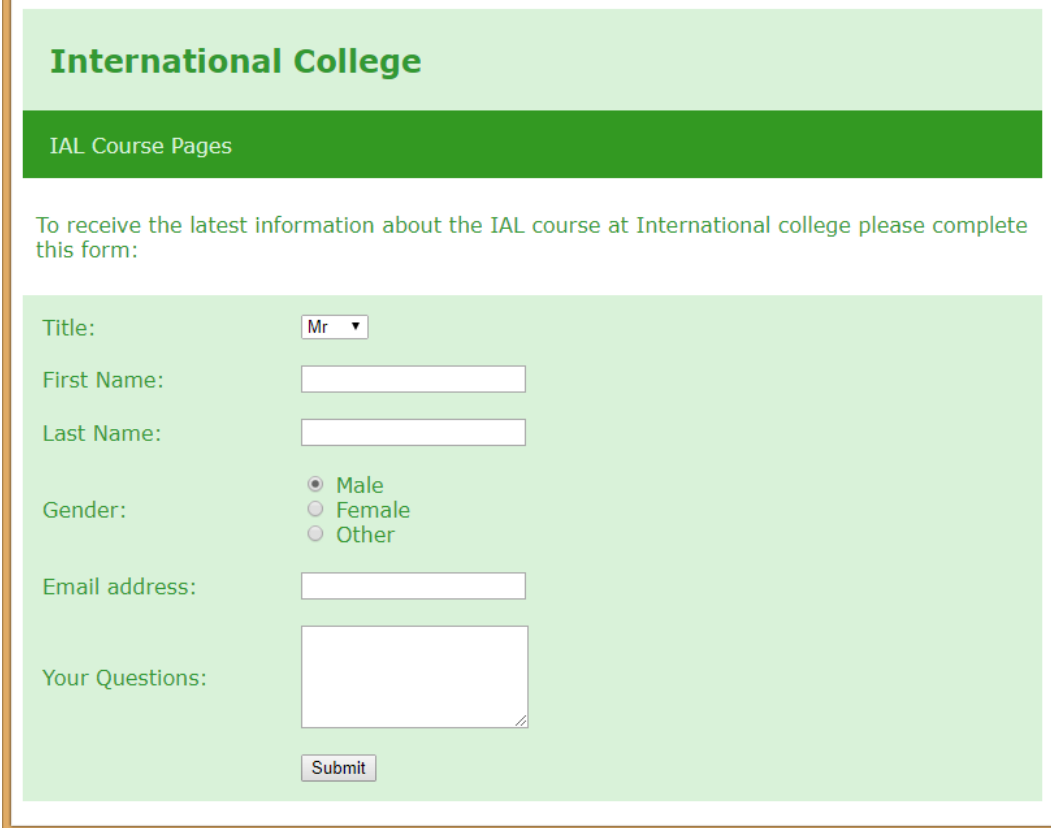
<https://qualifications.pearson.com/en/qualifications/edexcel-international-advanced-levels.html>

Open this page in a separate browser window or tab.

6. Create a web page similar to this, using elements to structure the page as shown:



7. Create a web page with a form to similar to this:



International College

IAL Course Pages

To receive the latest information about the IAL course at International college please complete this form:

Title:

First Name:

Last Name:

Gender: ☒ Male ☐ Female ☐ Other

Email address:

Your Questions:

8. Create a web page which demonstrates how to embed audio and/or video files as well as including an in-line frame linked to external content.

Extension: develop a complete site based on some of the pages you have already developed, with linked pages including features such as images, forms and tables as well as audio and/or video files.

Picture credits: auremar. Shutterstock